

NORTH AMERICAN SPECIALTY PRODUCTS

Form-A-Drain[®]

Concrete Forming and Drainage



IT'S ABOUT TIME...YOUR TIME



**North American
Specialty Products**

FEATURES AND BENEFITS

BUILDERS AND CONTRACTORS ALIKE NOW HAVE A REVOLUTIONARY WAY TO DESIGN A SUPERIOR FOUNDATION SYSTEM INTO THEIR HOMES

FEATURES	BUILDER BENEFITS
Ideally located drainage system, parallel to footing, below foundation wall	Relieves hydrostatic pressure on walls and slabs, reducing risk of cracking
Drainage system cannot sag or crimp	Reduces risk of blockage or uneven drainage
Greater water intake capacity than traditional drain pipe	Ensures rapid collection of ground water. Minimizes possibility of basement water infiltration.
Level installation	Uniform drainage of foundation; easier to set wallforms and masonry block
Smooth interior surface and less chance of build-up and clogging	Allows for free flow of water
Drainage is provided for both the inside and outside of foundation footing	Better protection against basement water infiltration. Reduces risk of cracking and leaking.
Strong, rigid PVC construction; greater stiffness	Minimizes possibility of system failure due to a collapsed or crushed drainage system
Conforms with EPA's "Model Standards & Techniques for Radon Control in New Residential Buildings." Form-A-Drain® is the subject of ICC-ES Legacy Report Number 95-37.01 and CCMC 13492-R.	Acceptance by local code officials and inspectors



FEATURES	CONTRACTOR BENEFITS
Stay-in-place lineal footing form system	Eliminates wood or metal form cost, and form removal, cleaning, and transportation costs
Less elapsed time between footing pour and wall construction	Increases productivity
Immediate drainage capability	Can minimize down time in inclement weather
Simple adaptation with a round pipe "T" and vertical PVC pipe stack provides radon reduction	Eliminates material and labor costs for a separate radon reduction system; sub-slab perimeter system already in place
Eliminates need for conventional corrugated poly drain tile	Reduces material and labor associated with drain tile installation
Complete line of lineals, couplings, 90° and 45° corners, vertical L's, outlets, and accessory items	Can accommodate virtually any foundation layout
No oiling of forms required	Reduced oil cost and elimination of oil handling and disposal
Lightweight lineals: 4" = 7 lbs, 6" = 10 lbs, 8" = 13 lbs, 10" = 14 lbs	Reduced job site labor, lower risk of injury, reduced fatigue
Simple leveling method	Labor savings during form set-up/installation
Job site assembly without the use of solvent cement or mechanical fasteners	Similar set-up time to wood, may reduce overall form set-up time
Easy to cut with hand or power saw	No additional or special tools required for cutting; fast installation
Spacer straps available in pre-determined width dimensions	Improved set-up time by reducing time used for measuring, possible rebar chair

TIME IS MONEY

**EVERY CONTRACTOR KNOWS THAT TIME IS MONEY.
THE MORE JOBS YOU CAN FINISH IN A DAY, A WEEK, OR A MONTH,
THE MORE REVENUE YOU GENERATE.**

**THAT'S WHY THE FORM-A-DRAIN® FOUNDATION FOOTING SYSTEM IS SUCH A GREAT IDEA.
IT SAVES YOU TIME IN SEVERAL DIFFERENT WAYS, ALLOWING YOU TO MOVE FROM ONE JOB
TO THE NEXT MORE QUICKLY.**

- Form-A-Drain® is used in place of wood to form the footing, then remains in place after the concrete is poured. You don't have to go back to strip and clean your old forms, load them on the truck, and haul them to the next job.
- Form-A-Drain® is both the footing form and the foundation drainage system, so your crew accomplishes these two jobs at the same time. For many contractors, the time saved using Form-A-Drain® allows them to complete more jobs, resulting in additional profits.
- Form-A-Drain® is easily adapted to be part of a radon gas venting system, so your crew can carry out this job efficiently in areas where code or local practice requires it.

Time, labor and material savings add up in your favor when you use Form-A-Drain®. And your customers will appreciate the fact that you've incorporated the best available foundation drainage system into their homes.

4", 6", 8", 10" lineals

8" and 10" sizes are suitable for light commercial and large residential construction.



Lineal sections, couplings, and corners ensure precise form set-up.



THE 3-IN-1 SO

2.

INTEGRATED DRAINAGE

With Form-A-Drain®, even as you're setting up the footing forms, you're creating the drainage system — two jobs accomplished at one time, with no need to purchase and install separate drain pipe.

Form-A-Drain® is an outstanding alternative to perforated pipe when it comes to drainage performance. It has a greater water intake capacity than traditional drain pipe, and its strong, rigid construction assures a quality installation.

Each lineal section is manufactured with one slotted wall, which allows the collection of water at the footing. The collected water then flows through the hollow core of the Form-A-Drain® system to the drainage outlet, where it is safely discharged away from the home.

With Form-A-Drain®, the foundation system is located where it should be — at the top of and on both sides of the footing. This is the optimum area of a home's foundation where water can be effectively collected and ultimately discharged away from valuable living space.

Another Form-A-Drain® benefit is that it provides drainage on both the exterior and interior sides of the foundation. Crossovers can be used to connect the inner and outer lineal sections, allowing drainage from both sides of the footing to be discharged to either a sump pit or away from the foundation, toward the back of the building lot and safely away from the home. A third option is to position the outlets so that water in the outside lineals drains away from the foundation and water in the inside lineals drains to a sump pit.

During the concrete pour, grade stakes hold the Form-A-Drain® system at the proper elevation. Thereafter, Form-A-Drain® remains permanently in place.

1.


PRECISE FOOTING FORMS, PERMANENTLY IN PLACE

Form-A-Drain® lineal sections, couplings and corners are designed to ensure a precise form set-up. And because Form-A-Drain® is a manufactured product, there are little or no variations from piece to piece — allowing for a very flat and level footing. Optional spacer straps can be used to hold the lineals in place at specified widths for consistent dimensions; rebar stakes can also be used if desired to pin the 90° corners and couplings. Proper staking with forming pins, wood stakes or North American Specialty Products grade stakes holds the Form-A-Drain® system to the proper height as well as helping to keep the forms in place.

One of the many unique features of the Form-A-Drain® system is that it stays permanently in place. There's no need to return to the job site to strip, clean and load wood forms — making Form-A-Drain® a very cost-effective way for contractors to complete the forming and draining of the foundation footing.



FORMS FOOTINGS



DRAINS FOUNDATIONS



LUTION

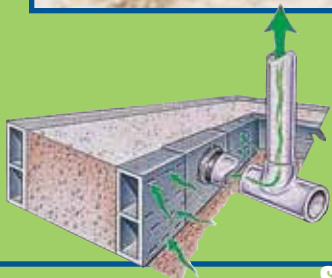
3.

RADON REDUCTION

The third element of Form-A-Drain's® 3-in-1 advantage is its ability to capture radon from under the basement slab and around the interior perimeter of the foundation footing for venting.

Again, because Form-A-Drain® stays in place after the footing is poured, it's in perfect position to perform as part of a radon reduction system. Simply add a single outlet to one of the inner Form-A-Drain® lineals and connect it to dedicated vent pipe, as described in the Form-A-Drain® installation guide (40-95-04). Form-A-Drain® forms a complete loop around the inside perimeter of the footing, serving as a radon collection point in conformance with the Environmental Protection Agency's "Model Standards & Techniques for Radon Control in New Residential Buildings."

With simple adaptations, Form-A-Drain® can perform as part of a radon reduction system.



SUPPORTS RADON VENTING

WHY CONTRACTORS LOVE FORM-A-DRAIN®:

A BETTER ALTERNATIVE TO BOARDS AND ROUND PIPE

"Form-A-Drain® allows us to dig the hole, pour the footing and have the complete tile and gravel job done all in one day."

James Bartels, M.B.I. Construction, Inc., Effingham, IL

"The drain and radon systems are excellent."

William Alaimo, Confor, Inc., Peckville, PA

"As a custom builder, we're always looking for ways to save time on the job and improve quality for our customers. We began using Form-A-Drain® on our homes several years ago because it's easy to install and makes a nice looking job. It's a quality product that's good for our bottom line and our reputation."

Joe Nadu, Lancaster Home Builders, Lancaster, PA

"Quality is far superior to conventional methods."

Erwin Sweet, Perma-Structo, Inc., Sturtevant, WI

"We switched from flexible perforated pipe to Form-A-Drain®. It saves time, labor costs and headaches. It's faster and easier to install on a level grade, virtually eliminating any water problems that might occur."

John Azzari, Alessio Azzari Concrete, Inc., Mickleton, NJ

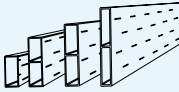









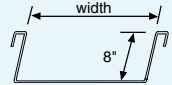

PIECING TOGETHER A CUSTOM SOLUTION

Lineals are 12 feet long, are available in profile heights of 4", 6", 8" (2 1/4" width) and 10" (1 1/2" width), and weigh between 7 and 14 pounds depending on profile. Lightweight Form-A-Drain lineals are easy to transport and work with, and can be cut to desired lengths with a hand or power saw.

Available fittings include couplings, 45° and 90° corners, single and double drainage outlets, outlet adapters, and vertical 90° L adapters. Spacer straps come in various widths to ensure proper footing dimensions, and grade stakes are either 18" or 30" in length.

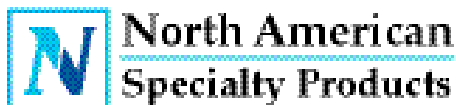
All lineals, fittings and accessories are made to exact North American Specialty Products product specifications. Fittings are designed for easy assembly, with no need for mechanical or solvent fastening.

SYSTEM COMPONENTS

		AVAILABLE SIZES	PART #
LINEALS			
		4" x 12'	LN124
		6" x 12'	LN126
		8" x 12'	LN128
		10" x 12'	LN1210
FITTINGS			
Coupling (extruded) 		4"	XCPL4
		6"	XCPL6
		8"	XCPL8
		10"	XCPL10
Coupling with Hole (molded) 		6"	COUP6
		8"	COUP8
		10"	COUP10
90° Corner (molded) 		4"	CN904
		6"	CN906
		8"	CN908
		10"	CN9010
45° Corner 		4"	CN454
		6"	CN456
		8"	CN458
		10"	CN4510
4" Outlet 		4"	OUT44
		6"	OUT46
		8"	OUT48
		10"	OUT410
4" Double Outlet 		6"	DOF46
		8"	DOF48
		10"	DOF410
Vertical 90° L 		4"	VL904
		6"	VL906
		8"	VL908
		10"	VL9010
ACCESSORIES			
Grade Stake 		18"	GS018
		30"	GS030
Spacer Strap For 4", 6", 8" 		4" d x 16" w	SS416
		4" d x 20" w	SS420
		4" d x 24" w	SS424
Spacer Strap For 10" 		8" d x 20" w	SS820
		8" d x 24" w	SS824
Snap-in Adapter 		4" fits all	AD004

The properties, dimensions and weights of lineals and fittings listed here are subject to normal manufacturing tolerances. This information is supplied for user reference only and is subject to change without notice.

Ask your distributor for the North American Specialty Products leave-in-place form – a perfect complement to Form-A-Drain® in one-sided drainage applications.



855-624-7473 | www.naspecialtyproducts.com

North American Specialty Products
993 Old Eagle School Road, Suite 416
Wayne, PA 19087

Please visit us at www.naspecialtyproducts.com

© 2014 North American Specialty Products | Printed in the U.S.A.
Code No. 40-95-07K | Rev. 05/14